



Minimalistic and Modular
20~40m Height Application
LED Flood Light

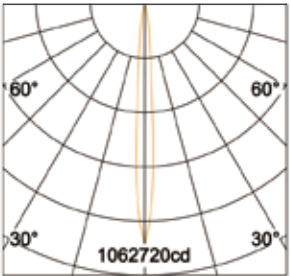
FLM432-B

Features

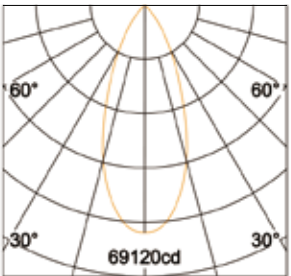

- Minimalist appearance design.
- High-strength aviation aluminum housing.
- Thermoelectric separation integrated structure design.
- High-precision vents for greater performance, increased durability, and higher reliability.
- Highly reliable and impact-resistant toughened glass.
- Humanized anti-glare optical design.
- Multiple options of visually comfortable and precise optical lens.
- Intelligent stepless dimming technology adopted.




Light Distribution Curve



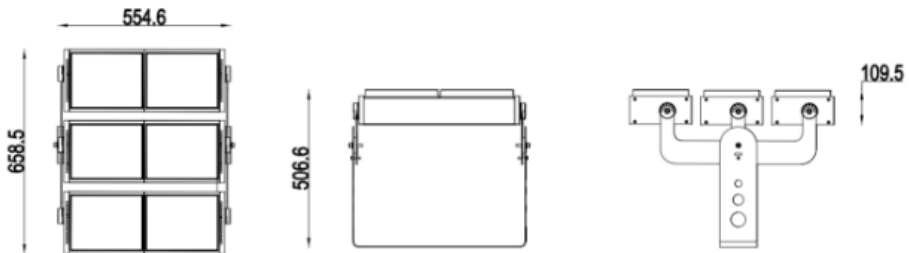
H (m)	E (lx)	D (m)
		8°
1	939338	0.14
2	234835	0.28
3	104371	0.42
4	58709	0.56
5	37574	0.70



H (m)	E (lx)	D (m)
		40°
1	57923	0.73
2	14481	1.46
3	6436	2.18
4	3620	2.91
5	2317	3.64



Dimensions



Specifications

Power Consumption	432W	432W	432W
Luminous Flux	35424 lm @4000K		
Color Temperature	2700K / 3000K / 4000K / 5000K / 5700K / 6500K	RGB	RGBW
Beam Angle (50%Imax)	4.5° / 8° / 15° / 30° / 40° / 60° / 80° / 30*60°		
LED Brand	CREE / NICHIA / OSRAM / LUMILEDS		
Input Voltage	AC100-240V 50/60Hz		
Protection Class IEC	I		
Control	DMX / ON-OFF	DMX	DMX
Finish	Powder coating		
Housing	Extruded aluminum 6063		
Cover	Toughened glass		
IP Rating	IP66		
IK Rating	IK06		
Mounting	Adjustable bracket		
Operating Temperature	-35°C ~ 60°C (-31°F ~ 140°F)		
Storage Temperature	-40°C ~ 70°C (-40°F ~ 158°F)		
Lifespan	>50,000Hrs (Ta=35°C@L70)		
Certificate	CE / RoHS / EMC		